

sfera.premium 1207



Model Code F5649

date of issue 31-05-22 revision 00
revision of 17-02-23 (the present replaces any previous versions)

Designer: centro studi interno

Structure: pinewood, beechwood, multilayer and plywood covered with polyurethane foam and bayonet fittings to fix the arms.

Spring system: elastic webbing

Seat Padding: seat cushions in ecological polyurethane foam covered with 100% polyester layer

Back Padding: backrests and headrests in ecological polyurethane foam covered with 100% polyester layer

Arm Interior: in ecological polyurethane foam covered with 100% polyester layer

Removability: not available

Sewing: leather covers feasible with contrast stitching in the colors available; cuts and sewings vary on microfiber (or fabric) covers.

Bed Version: available with welded steel mesh and elastic webbing on the seats. Synchro opening through backrests flip-up. Backrests/headrests and seat cushions are fixed to the structure while opening the sofa bed. Mattress available in three different types: polyurethane foam, Memory foam (polyurethane foam + Memory) and High Density (high density polyurethane foam). The size of the mattress (see sizes on spec sheet drawings) may vary slightly because of the way it is arranged and due to the characteristics of the material, without affecting the quality of the product. The total depth of the model with open bed is 207 cm.

Mechanisms: the model is equipped with headrests that can be manually lifted. The height of the model with lift-up headrests is 104 cm. Recliner versions available with electrically powered recliner metal mechanism operated by a button panel positioned on the side of seat cushions. The depth of the model with open recliner is 156 cm.

Standard feet: the sofa is lifted 8 cm off the floor. Coal black colored beech-wood feet (PL 2182), h. 8 cm, included on versions H26/H27 (armrest_a). Alternatively, it is possible to choose among the wooden finishes enclosed in the sample book. Some versions may be equipped with hidden feet with a supporting structural function.

Please note: versions "armrest sides" are arranged to fix the "Armrest" element on the indicated side.

With the reservation of carrying for production purposes and without advanced notices modifications on the materials, coverings and dimensions of the product as indicated in the relevant specification. The given dimensions and volume are of indicative value being subject to the production process tolerances. For normal use, the following maximum loads are recommended: Armchairs max. 120 kg, 2-seat sofas max. 200 kg (2x100 kg), 3-seat sofas max. 240 kg (3x80 kg). Use with loads exceeding the indicated values may cause the sofa/armchair or its components to break.

Density of seat and back kg/cbm (±5%) ⁽¹⁾

Markets	Seat	Back
I	30 Medium	24
D - NL - CH	30 sostenuto hard	28 hard
USA - California		
GB	37 fire retardant	31 fire retardant
Others	30 Medium	24

Note: when no values/contents are specified in the chart, please refer to 'Others' field/area.

⁽¹⁾Density: volume mass apparently determined on materials without any kind of covers and according to the UNI EN ISO 845 regulations. Indicated values refer to production averages; the Company reserves the right, if needed, to make changes to the declared technical characteristics. Before use, it is advisable to look at the SAFETY INFORMATION TECHNIQUE for info regarding use and protection of people and of the environment, in compliance with existing EEC regulations.

Coverings

	suggested	not suggested	not possible
thick leathers	✓		
thin elastic leathers	✓		
natural leathers	✓		
fabric*	✓		
microfibre*	✓		
leather + split			✓
DeLuxe			✓
multi colour**			✓
multi-category**			✓
multi covering**			✓

Please note: for not removable models, only one colour fabric covers are available.

* fabrics and microfibers are not available for the U.K. market

Components / Optional vers.



Feet



PL2182



Ottoman

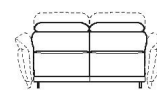
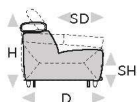


↑ fold following the dotted line ↑

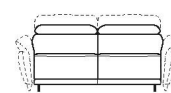
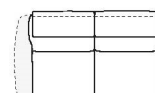
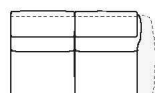
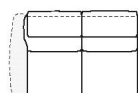
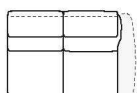
sfera.premium 1207



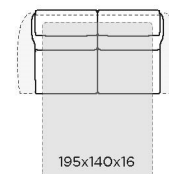
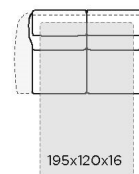
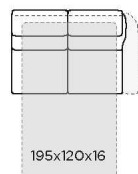
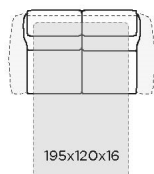
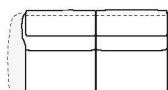
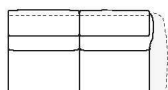
L Length - H Height - D Depth - SH Seat Height - SD Seat Depth
Dimensions refer to maximum sizes of the version with closed mechanism (where available).



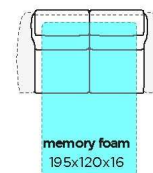
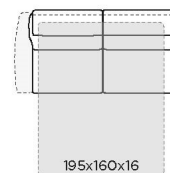
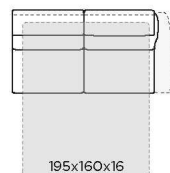
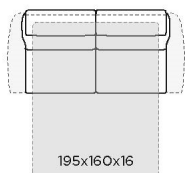
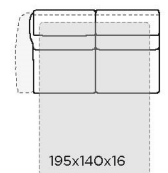
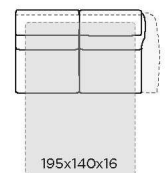
dimensions	L 73 H90 D103 SH48 SD55	L 79 H90 D103 SH48 SD55	L 76 H90 D103 SH48 SD55	L 76 H90 D103 SH48 SD55	L 148 H90 D103 SH48 SD55
version code	130	CP0	CP1	CP2	CP3
Description	chair without armr.	rhf&lhf arm.side arml.chair	rhf arm.side arml.chair	lhf arm.side arml.chair	rhf&lhf arm.side arml.2-s



L 145 H90 D103 SH48 SD55	L 145 H90 D103 SH48 SD55	L 168 H90 D103 SH48 SD55	L 165 H90 D103 SH48 SD55	L 165 H90 D103 SH48 SD55	L 188 H90 D103 SH48 SD55
CP4	CP5	CP6	CP7	CP8	CP9
rhf arm.side arml.2-s	lhf arm.side arml.2-s	rhf&lhf arm.side arml.2 1/2	rhf arm.side arml.2 1/2	lhf arm.side arml.2 1/2	rhf&lhf arm.side arml.3-s



L 185 H90 D103 SH48 SD55	L 185 H90 D103 SH48 SD55	L 148 H90 D103 SH48 SD55	L 145 H90 D103 SH48 SD55	L 145 H90 D103 SH48 SD55	L 168 H90 D103 SH48 SD55
CQ0	CQ1	CQ2	CQ3	CQ4	CQ5
rhf arm.side arml.3-s	lhf arm.side arml.3-s	rhf&lhf arm.side bed arml.2-s	rhf arm.side bed arml.2-s	lhf arm.side bed arml.2-s	rhf&lhf arm.side bed arml.2 1/2



L 165 H90 D103 SH48 SD55	L 165 H90 D103 SH48 SD55	L 188 H90 D103 SH48 SD55	L 185 H90 D103 SH48 SD55	L 185 H90 D103 SH48 SD55	L 148 H90 D103 SH48 SD55
CQ6	CQ7	CQ8	CQ9	CR0	CR1
rhf arm.side bed arml.2 1/2	lhf arm.side bed arml.2 1/2	rhf&lhf arm.side bed arml.3-s	rhf arm.side bed arml.3-s	lhf arm.side bed arml.3-s	rf&lf arm.side mem.bd arml.2

↓ fold following the dotted line ↓

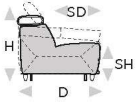


↑ fold following the dotted line ↑

sfera. premium 1207



L Length - H Height - D Depth - SH Seat Height - SD Seat Depth
Dimensions refer to maximum sizes of the version with closed mechanism (where available).



memory foam 195x120x16	memory foam 195x120x16	memory foam 195x120x16	memory foam 195x140x16	memory foam 195x140x16	memory foam 195x140x16
L 145 H90 D103 SH48 SD55	L 145 H90 D103 SH48 SD55	L 145 H90 D103 SH48 SD55	L 168 H90 D103 SH48 SD55	L 165 H90 D103 SH48 SD55	L 165 H90 D103 SH48 SD55
CR2	CR3	CR4	CR5	CR6	CR6
rhf arm.side mem.bed arml.2s	lhf arm.side mem.bed arml.2s	rf&lf arm.side mem.bd arml.2,5	rhf arm.side mem.bed arml.2,5	lhf arm.side mem.bed arml.2,5	lhf arm.side mem.bed arml.2,5
memory foam 195x160x16	memory foam 195x160x16	memory foam 195x160x16	High Density 195x120x16	High Density 195x120x16	High Density 195x120x16
L 188 H90 D103 SH48 SD55	L 185 H90 D103 SH48 SD55	L 185 H90 D103 SH48 SD55	L 148 H90 D103 SH48 SD55	L 145 H90 D103 SH48 SD55	L 145 H90 D103 SH48 SD55
CR7	CR8	CR9	CS0	CS1	CS2
rf&lf arm.side mem.bd arml.3	rhf arm.side mem.bed arml.3s	lhf arm.side mem.bed arml.3s	rf&lf arm.sde h.d.bed arml.2	rhf arm.side h.d.bed arml.2	lhf arm.side h.d.bed arml.2
High Density 195x140x16	High Density 195x140x16	High Density 195x140x16	High Density 195x160x16	High Density 195x160x16	High Density 195x160x16
L 168 H90 D103 SH48 SD55	L 165 H90 D103 SH48 SD55	L 165 H90 D103 SH48 SD55	L 188 H90 D103 SH48 SD55	L 185 H90 D103 SH48 SD55	L 185 H90 D103 SH48 SD55
CS3	CS4	CS5	CS6	CS7	CS8
rf&lf arm.sde hd.bd arml.2,5	rf arm.sde hd.bd arml.2,5	lf arm.sde hd.bd arml.2,5	rf&lf arm.sde h.d.bed arml.3	rhf arm.side h.d.bed arml.3	lhf arm.side h.d.bed arml.3
L 142 H90 D142 SH48 SD55	L 109 H90 D109 SH48 SD55	L 232 H90 D109 SH48 SD55	L 232 H90 D109 SH48 SD55	L 150 H90 D103 SH48 SD55	L 150 H90 D103 SH48 SD55
000	040	043	044	146	147
corner	square corner	sq.cor.chr.sq.mer. rig.fac.	sq.cor.chr.sq.mer.le fac.	chair no arms meridian right facing	chair no arms meridian left facing

↓ fold following the dotted line ↓



